



Peak® Stair Risers and Peak® Stair Riser Connectors

Report of:

- **2019 Alberta Building Code - Part 9**
- **2018 British Columbia Building Code - Part 9**
- **2020 National Building Code of Canada - Part 9**
- **2012 Ontario Building Code - Part 9**

WARNING

Comply with all applicable building codes. Before using any of these products, ensure foundation is suitable. Not suitable for all applications or any commercial use. Do not overload. Wear protective attire and eyewear.

September 23, 2022
Project No: L21-037.3

Peak Products Manufacturing Inc.
www.peakproducts.com

PROJECT: Peak® Stair Riser Compliance.

SUBJECT: **Structural Review of Peak® Stair Riser and Extension Bracket to Canadian Building Codes**

This letter summarizes the findings of our review of the structural resistance of the Peak® Stair Riser.

Product Description

Peak® Stair Risers come in 1 to 7 step configurations and are constructed of hollow structural steel sections with steel straps welded to the hollow section forming the horizontal tread support. All configurations have a step rise of 192 mm, a run of 264 mm, and are designed to support 2-2x6 or 1-1x12 treads. The specified steel strength of the hollow section and steel strap is 235 MPa.

A Stair Extension Bracket with supporting post and bracing can be used to extend the risers for heights up to 307 cm. Drawings of the various configurations are included in Appendix A.

Structural Loads

The Peak® Stair Risers were reviewed for their resistance to residential live load of 1.9 kPa. The dead load was calculated to be the self-weight of the riser with 2x12 wood treads. Deflection of the riser and treads was limited to the span divided by 240 (L/240).

Standards

Peak® Stair Risers were evaluated in accordance with the following codes and standards:

- National Building Code of Canada (NBC) 2020
- British Columbia Building Code (BCBC) 2018
- National Building Code – 2019 Alberta Edition
- 2012 Ontario Building Code including updates to April 29, 2022
- WOOD COMPONENTS: CSA O86-14 - Engineering Design in Wood
- STEEL COMPONENTS: CSA S16-14 – Limit States Design of Steel Structures
- WELDS: CSA W59-13 Welded Steel Construction (Metal Arc Welding)
CSA W48-14 Filler Metals and Allied Materials for Metal Arc Welding



FINDINGS

Peak® Stair Risers and Stair Extension Bracket provide adequate resistance to residential floor loads, with a maximum live load deflection of $L/240$, given the span limitations illustrated in Appendix A.

Notes:

1. L is the sloping span of the riser.
2. Some jurisdictions may require closed risers.

Closure


The Peak® Stair Risers were found to meet the requirements, for use in dwelling units, within Part 9 of the above noted Building Codes. Limitations of compliance are defined in the findings above, and in the assembly drawings presented in Appendix A.

Yours truly,

Latera Engineering Inc.



2022-09-23
Permit to Practice: 1000301
Per: Cameron Robinson, P.Eng.



2022-09-23
APEGA Permit No.: 14784

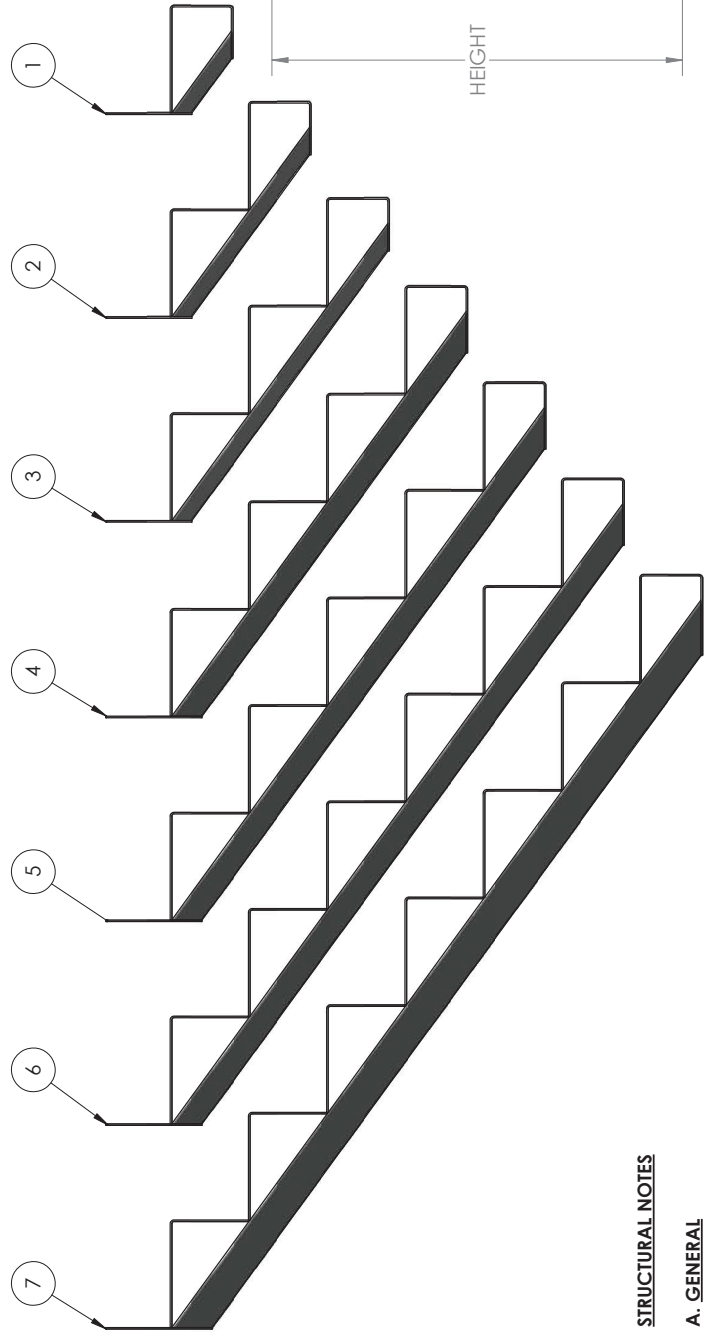


2022-09-23



Appendix A

Drawings



STRUCTURAL NOTES

A. GENERAL

- 1. MODIFICATION OF THE STRINGER IS NOT PERMITTED.
- 2. STAIR STRINGER IS INTENDED FOR RESIDENTIAL USE ONLY (PART 9).

B. BUILDING CODE AND MATERIAL DESIGN STANDARDS.

- 1. NATIONAL BUILDING CODE OF CANADA (NBC) 2015.
- 2. BRITISH COLUMBIA BUILDING CODE (BCBC) 2018.
- 3. NATIONAL BUILDING CODE - 2019 ALBERTA EDITION
- 4. 2012 ONTARIO BUILDING CODE INCLUDING UPDATES TO DECEMBER 16, 2020
- 5. CSA O86-14 ENGINEERING DESIGN IN WOOD.
- 6. CSA S16-14 LIMIT STATES DESIGN OF STEEL STRUCTURES.
- 7. CSA W59-13 WELDED STEEL CONSTRUCTION (METAL ARC WELDING).
- 8. CSA W48-14 FILLER METALS AND ALLIED MATERIALS FOR METAL ARC WELDING.

C. DESIGN LOADS

- 1. GRAVITY LOADS:
SNOW OR LIVE LOAD (NOT CONCURRENTLY): 1.9 kPa (40 psf)

D. STRUCTURAL STEEL

- 1. STRUCTURAL STEEL: Q235, GALVANIZED 40-50 g/m².



2022-09-23
Permit to Practice: 1000301

2022-09-23
APEGA Permit No.: 14784

2022-09-23

| ITEM NO. | SKU | DESCRIPTION | LENGTH mm (in) | HEIGHT mm (in) |
|----------|------|-------------|-------------------|-------------------|
| 1 | 2451 | 1 Step | 268 (10-9/16) | 311 (12-1/4) |
| 2 | 2452 | 2 Step | 532 (20-15/16) | 503 (19-13/16) |
| 3 | 2453 | 3 Step | 796 (31-5/16) | 695 (27-3/8) |
| 4 | 2454 | 4 Step | 1060 (41-3/4) | 888 (34-15/16) |
| 5 | 2455 | 5 Step | 1324 (52-1/8) | 1080 (42-1/2) |
| 6 | 2456 | 6 Step | 1588 (62-1/2) | 1272 (50-1/16) |
| 7 | 2457 | 7 Step | 1852 (72-15/16) | 1464 (57-5/8) |

PROPRIETARY AND CONFIDENTIAL
THIS DRAWING AND ITS CONTENTS ARE PROPERTY OF THE
REPORTING ENGINEER AND ARE NOT TO BE REPRODUCED OR
DISSEMINATED OR REPRODUCTION IN WHOLE OR IN PART
IS STRICTLY PROHIBITED.

SIZE DWG. NO.
B Report_CAN_GeneralInformation-Alberta

SCALE: 1:9 SHEET REV
2016-06-01-A Sheet 1 of 15



| | |
|---|---------------------|
| TITLE | General Information |
| PART FILE | Report SKUs - CAN |
| DWG REV | C |
| DIMENSIONS ARE IN MM UNLESS NOTED DO NOT SCALE DRAWING | |

STRUCTURAL NOTES

A. GENERAL

1. MODIFICATION OF THE STRINGER IS NOT PERMITTED.
2. STAIR STRINGER IS INTENDED FOR RESIDENTIAL USE ONLY (PART 9).

B. BUILDING CODE AND MATERIAL DESIGN STANDARDS:

1. NATIONAL BUILDING CODE OF CANADA (NBC) 2015.
2. BRITISH COLUMBIA BUILDING CODE (BCBC) 2018.
3. NATIONAL BUILDING CODE - 2019 ALBERTA EDITION
4. 2012 ONTARIO BUILDING CODE INCLUDING UPDATES TO DECEMBER 16, 2020
5. CSA 086-14 ENGINEERING DESIGN IN WOOD.
6. CSA S16-14 LIMIT STATES DESIGN OF STEEL STRUCTURES.
7. CSA W59-13 WELDED STEEL CONSTRUCTION (METAL ARC WELDING).
8. CSA W48-14 FILLER METALS AND ALLIED MATERIALS FOR METAL ARC WELDING.

C. DESIGN LOADS

1. GRAVITY LOADS:
SNOW OR LIVE LOAD (NOT CONCURRENTLY): 1.9 kPa (40 psf)

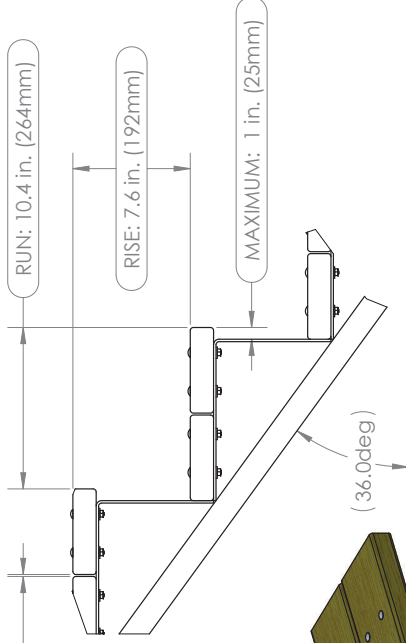
D. STRUCTURAL STEEL

1. STRUCTURAL STEEL: Q235, GALVANIZED 40-50 g/m².

2x6 BOARD SPACING:
1/8 in. - 3/16 in.
(3mm - 5mm)

Wood attachment:
Two 3/8 in. diameter lag screws,
minimum 3 in. penetration into
treated SPF lumber, No. 2 or better

TREADS: Two 2x6, or one
2x12 Treated SPF lumber,
No. 2 or better

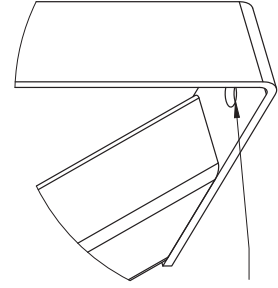


2022-09-23
Permit to Practice: 1000301



2022-09-23
APEGA Permit No.: 14784

Recommended Fastener:



MAXIMUM SPAN:
36 in. (914mm)
MAXIMUM STAIR WIDTH:
48 in. (1219mm)

MAXIMUM OVERHANG: 6 in. (152mm)
MINIMUM OVERHANG: 2-5/8 in. (66 mm)

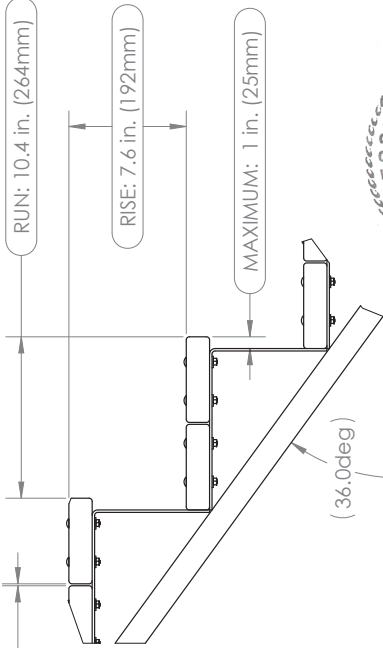
Concrete attachment:
One Hilti Kwik Bolt 3, diameter 3/8 in., with minimum
concrete embedment 2 in.

Wood attachment:
One 3/8 in. diameter lag screw, minimum 3 in.
penetration into treated SPF lumber, No. 2 or better

| | |
|---|-------------------------------|
| TITLE | Two Stringer Configuration |
| PART FILE | Report Assembly CAN |
| DWG REV | D |
| DIMENSIONS ARE IN MM UNLESS NOTED DO NOT SCALE DRAWING | |
| PROPRIETARY AND CONFIDENTIAL THIS DRAWING AND ITS CONTENTS ARE PROPERTY OF THE ENGINEERING FIRM OF C. K. ROBINSON & ASSOCIATES INC. AND ARE NOT TO BE REPRODUCED, COPIED, OR DISSEMINATED OR REPRODUCTION IN WHOLE OR IN PART IS STRICTLY PROHIBITED. | |
| SIZE | DWG. NO. |
| B | Report_CAN_2-stringer-Alberta |
| SCALE: 1:8 | SHEET REV: 2016-06-01-A |

DETAIL B
SCALE 1 : 2

2x6 BOARD SPACING:
1/8 in. - 3/16 in.
(3mm - 5mm)



Wood attachment:
Two 3/8 in. diameter lag screws,
minimum 3 in. penetration into
treated SPF lumber, No. 2 or better

TREADS: Two 2x6, or one
2x12 Treated SPF lumber,
No. 2 or better



2022-09-23
Permit to Practice: 1000301



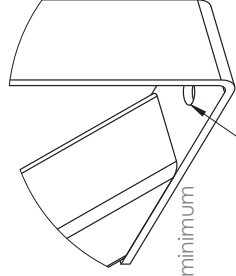
2022-09-23
APEGA Permit No.: 14784

Recommended Fastener:

1/4 in. x 2 in.
Carriage Bolt

Washer

Hex Nut



DETAIL B
SCALE 1 : 2

Concrete attachment:

One Hilti Kwik Bolt 3, diameter 3/8 in., with minimum
concrete embedment 2 in.

Wood attachment:

One 3/8 in. diameter lag screw, minimum 3 in.
penetration into treated SPF lumber, No. 2 or better

MAXIMUM SPAN: 24 in. (610 mm)

MAXIMUM OVERHANG: 6 in. (152 mm)
MINIMUM OVERHANG: 2-5/8 in. (66mm)

STRUCTURAL NOTES

A. GENERAL

1. MODIFICATION OF THE STRINGER IS NOT PERMITTED.
2. STAIR STRINGER IS INTENDED FOR RESIDENTIAL USE ONLY (PART 9).

B. BUILDING CODE AND MATERIAL DESIGN STANDARDS.

1. NATIONAL BUILDING CODE OF CANADA (NBC) 2015.
2. BRITISH COLUMBIA BUILDING CODE (BCBC) 2018.
3. NATIONAL BUILDING CODE - 2019 ALBERTA EDITION
4. 2012 ONTARIO BUILDING CODE INCLUDING UPDATES TO DECEMBER 16, 2020
5. CSA O86-14 ENGINEERING DESIGN IN WOOD.
6. CSA S16-14 LIMIT STATES DESIGN OF STEEL STRUCTURES.
7. CSA W59-13 WELDED STEEL CONSTRUCTION (METAL ARC WELDING).
8. CSA W48-14 FILLER METALS AND ALLIED MATERIALS FOR METAL ARC WELDING.

C. DESIGN LOADS

1. GRAVITY LOADS:
SNOW OR LIVE LOAD (NOT CONCURRENTLY): 1.9 kPa (40 psf)

D. STRUCTURAL STEEL

1. STRUCTURAL STEEL: Q235, GALVANIZED 40-50 g/m2.



2022-09-23



TITLE

Multi-Stringer Configuration

PART FILE

Report Assembly CAN

DWG REV

C

DIMENSIONS ARE IN MM UNLESS NOTED
DO NOT SCALE DRAWING

**PROPRIETARY AND
CONFIDENTIAL**

THIS DRAWING AND ITS CONTENTS ARE PROPERTY OF THE
ENGINEERING FIRM AND ARE NOT TO BE REPRODUCED,
COPIED, OR DISSEMINATED IN ANY MANNER WITHOUT THE
WRITTEN PERMISSION OF THE ENGINEERING FIRM. ANY
DISSEMINATION OR REPRODUCTION IN WHOLE OR IN PART
IS STRICTLY PROHIBITED.

SIZE

DWG. NO.

B

Report_CAN_Multi-stringer-Alberta

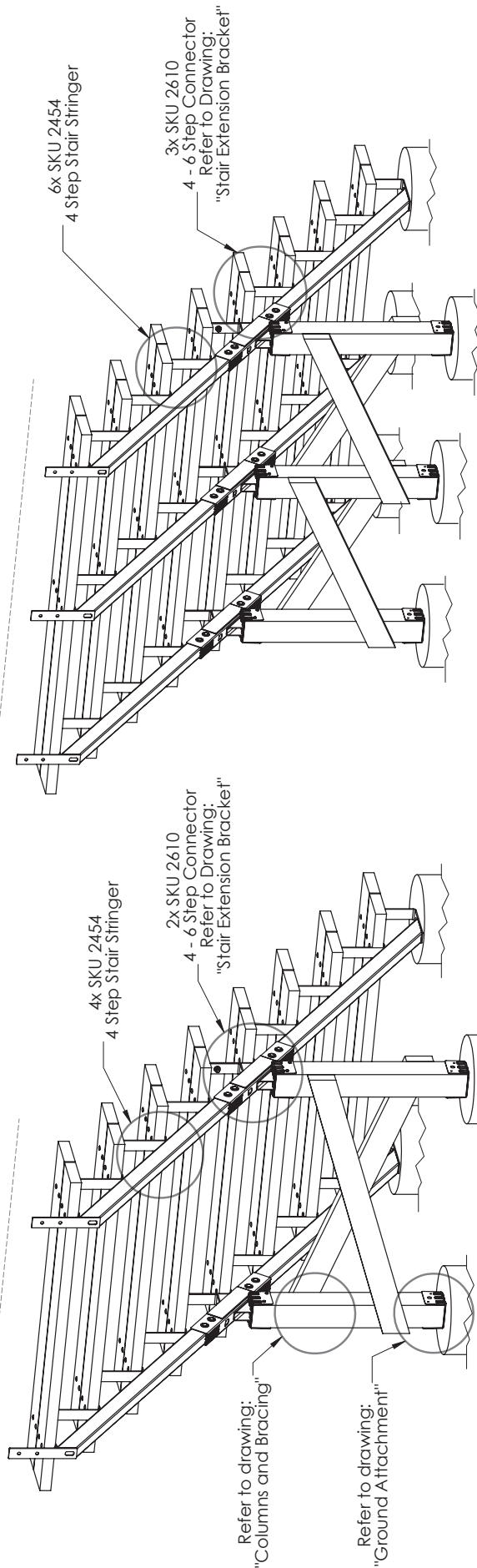
SHEET REV

2016-06-01-A

Sheet 3 of 15

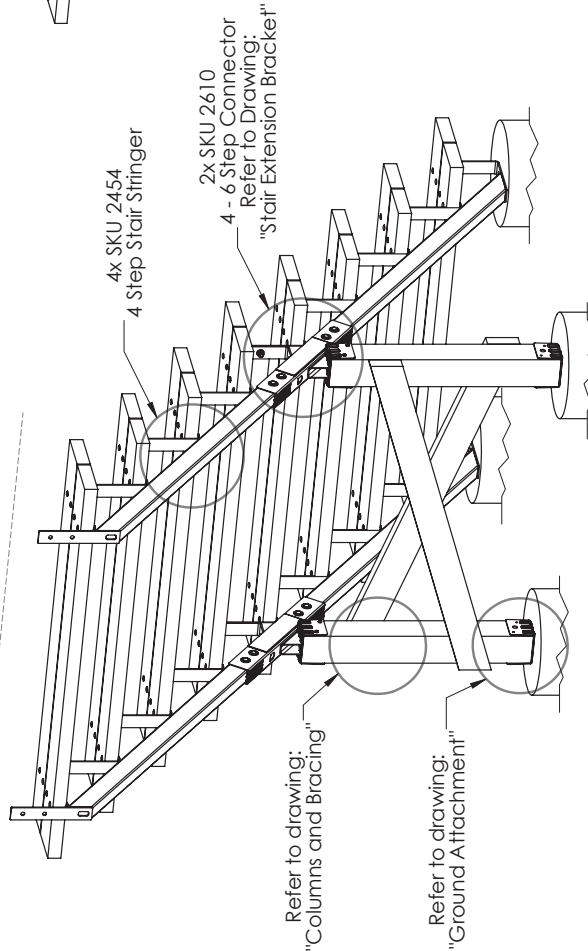
Multi Stringer Assembly

DECK HEIGHT :
68.0 in. [173 cm]



Two Stringer Assembly

DECK HEIGHT :
68.0 in. [173 cm]



| | | | |
|---|----------|-----------------------------|---------------|
| TITLE | | 8-Step Stair Assembly | |
| PART FILE | | Stair Assembly 8 Step (4+4) | |
| DWG REV | | B | |
| DIMENSIONS ARE IN MM UNLESS NOTED DO NOT SCALE DRAWING | | | |
| PROPRIETARY AND CONFIDENTIAL THIS DRAWING AND ITS CONTENTS ARE PROPERTY OF THE ISSUING PEAK COMPANY (INCLUDING PEAK INNOVATIONS INC. AND PEAK PRODUCTS CORPORATION). ANY DISSEMINATION OR REPRODUCTION OR UNLICENSED USE IN WHOLE OR IN PART IS STRICTLY PROHIBITED. | | | |
| SIZE | DWG. NO. | Stair Assemblies - CAN | |
| B | | | |
| SCALE: 1:24 | SHT REV | 2017-05-16 | Sheet 4 of 15 |



2022-09-23
Permit to Practice: 1000301



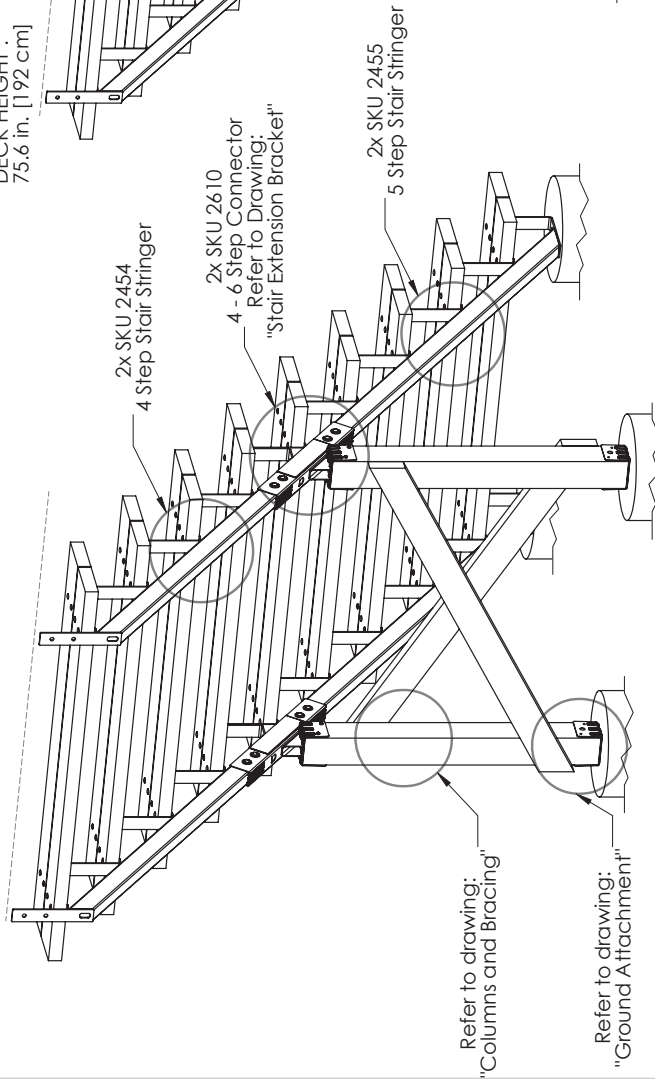
2022-09-23
APEGA Permit No.: 14784



2022-09-23

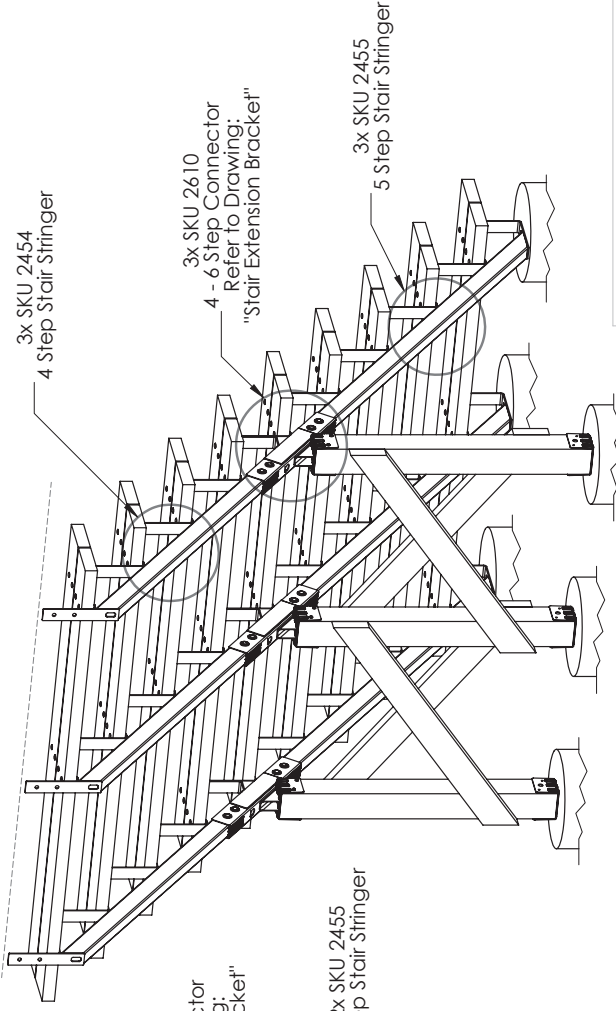
Two Stringer Assembly

DECK HEIGHT :
75.6 in. [192 cm]



Multi Stringer Assembly

DECK HEIGHT :
75.6 in. [192 cm]



TITLE

9-Step Stair Assembly

PART FILE

Stair Assembly 8 Step (4+4)

DWG REV

B

DIMENSIONS ARE IN MM UNLESS NOTED
DO NOT SCALE DRAWING

PROPRIETARY AND CONFIDENTIAL
THIS DRAWING AND ITS CONTENTS ARE PROPERTY
OF THE ISSUING PEAK COMPANY (INCLUDING PEAK
INNOVATIONS INC. AND PEAK PRODUCTS
CORPORATION). ANY DISSEMINATION OR
REPRODUCTION OR UNLICENSED USE IN WHOLE OR
IN PART IS STRICTLY PROHIBITED.

SIZE DWG. NO.

B Stair Assemblies - CAN

SCALE: 1:24

SHT REV
2017-05-16


Sheet 5 of 15



2022-09-23
Permit to Practice: 1000301



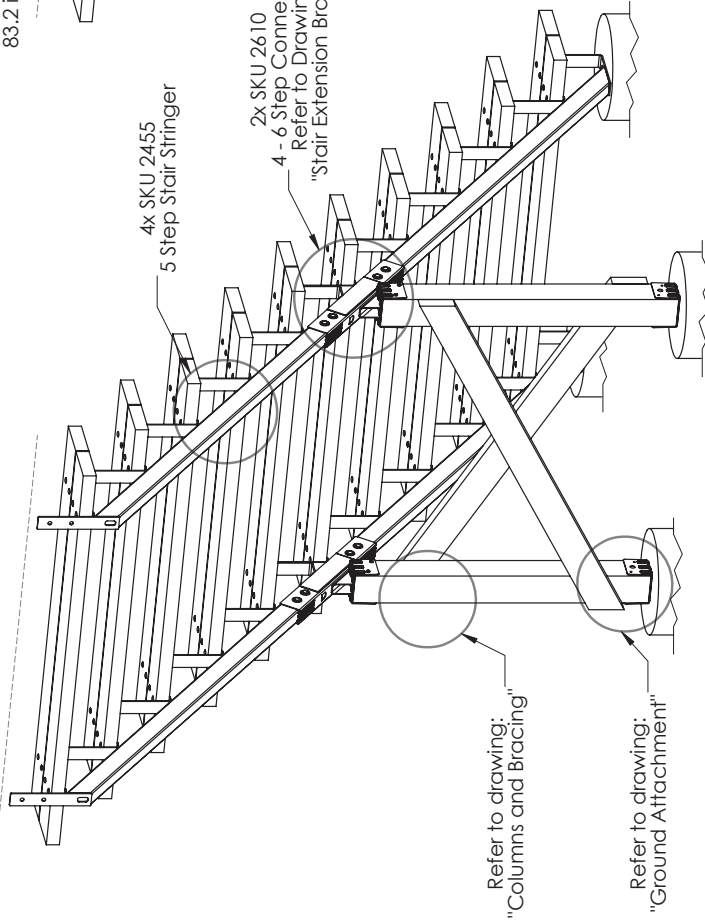
2022-09-23
APEGA Permit No.: 14784



2022-09-23

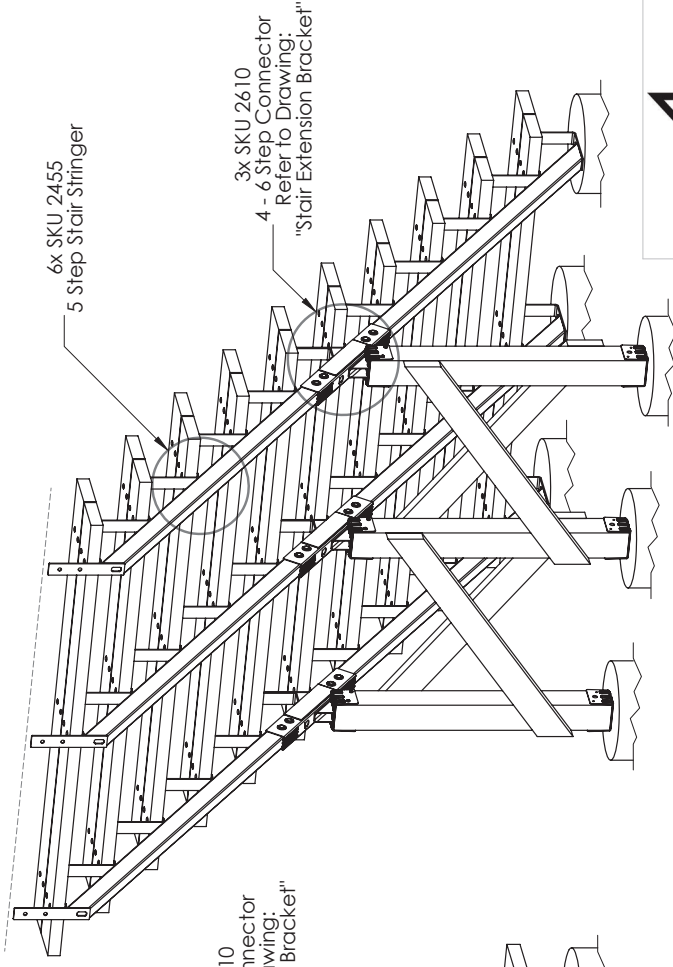
DECK HEIGHT :
83.2 in. [211 cm]

Two Stringer Assembly



DECK HEIGHT :
83.2 in. [211 cm]

Multi Stringer Assembly



TITLE

10-Step Stair Assembly

PART FILE

Stair Assembly 8 Step (4+4)

DWG REV

B

DIMENSIONS ARE IN MM UNLESS NOTED
DO NOT SCALE DRAWING

PROPRIETARY AND CONFIDENTIAL
THIS DRAWING AND ITS CONTENTS ARE PROPERTY
OF THE ISSUING PEAK COMPANY (INCLUDING PEAK
INNOVATIONS INC. AND PEAK PRODUCTS
CORPORATION). ANY DISSEMINATION OR
REPRODUCTION OR UNLICENSED USE IN WHOLE OR
IN PART IS STRICTLY PROHIBITED.

SIZE DWG. NO.

B Stair Assemblies - CAN

SHT REV

SCALE: 1:24

2017-05-16

Sheet 6 of 15



2022-09-23
Permit to Practice: 1000301



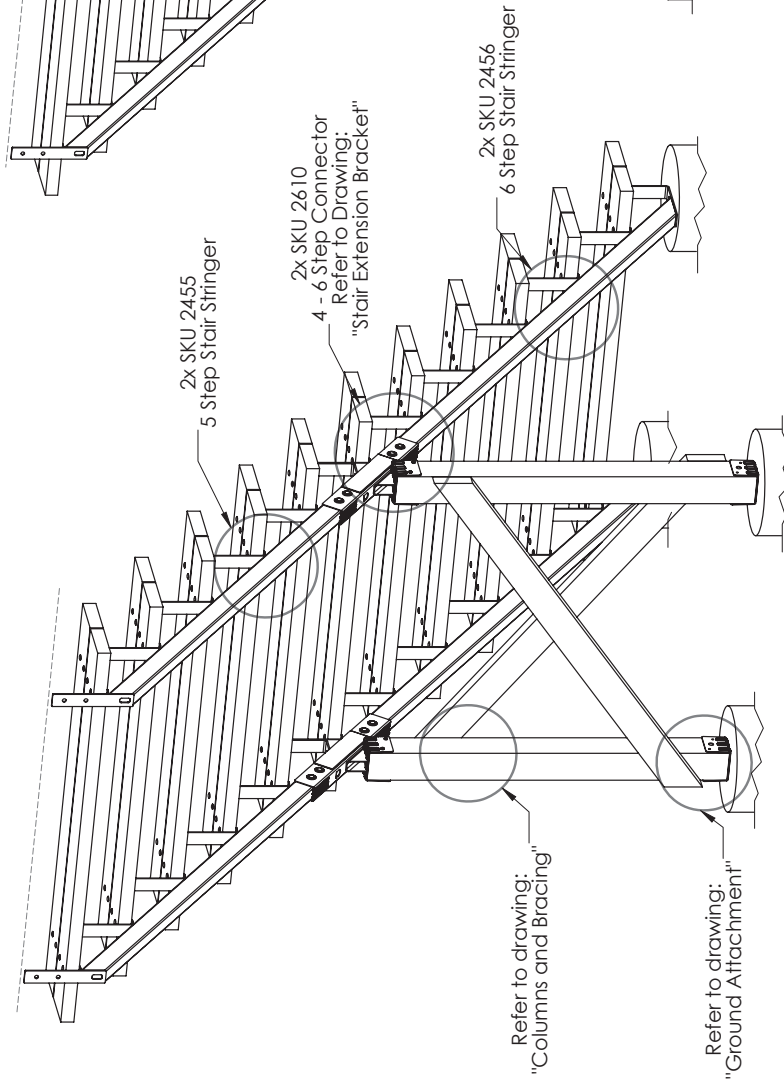
2022-09-23
APEGA Permit No.: 14784



2022-09-23

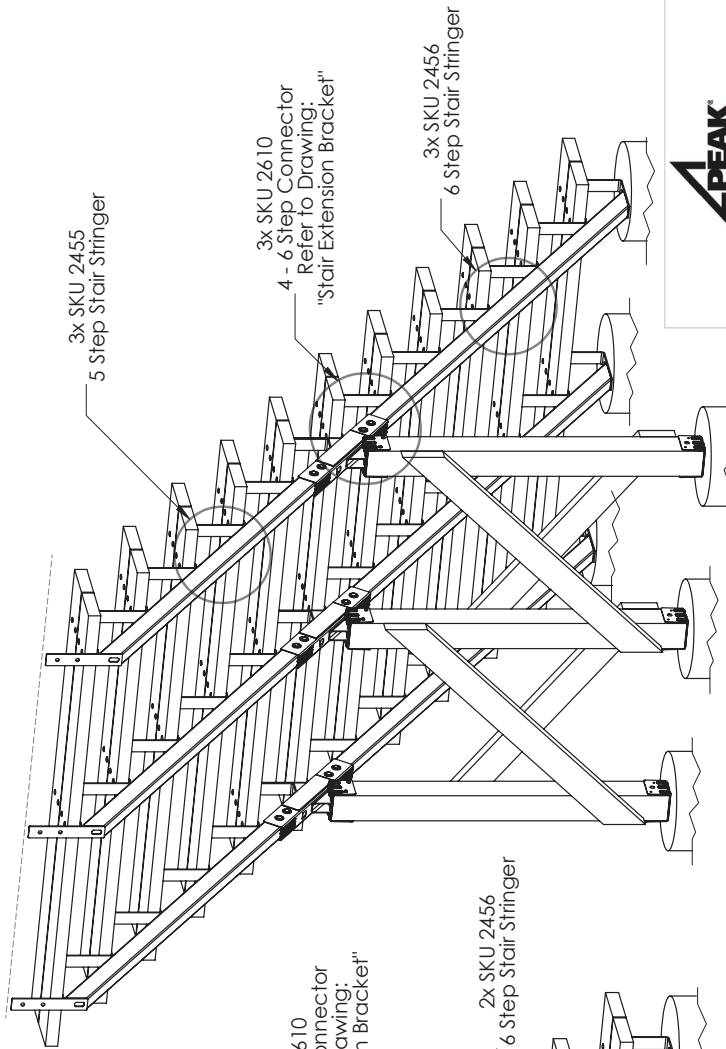
Two Stringer Assembly

DECK HEIGHT :
90.7 in. [230 cm]



Multi Stringer Assembly

DECK HEIGHT :
90.7 in. [230 cm]



| | | | |
|---|-----------------------------|---------------|--|
| TITLE | 11-Step Stair Assembly | | |
| PART FILE | Stair Assembly 8 Step (4+4) | | |
| DWG REV | B | | |
| DIMENSIONS ARE IN MM UNLESS NOTED DO NOT SCALE DRAWING | | | |
| PROPRIETARY AND CONFIDENTIAL THIS DRAWING AND ITS CONTENTS ARE PROPERTY OF THE ISSUING PEAK COMPANY (INCLUDING PEAK INNOVATIONS INC. AND PEAK PRODUCTS CORPORATION). ANY DISSEMINATION OR REPRODUCTION OR UNLICENSED USE IN WHOLE OR IN PART IS STRICTLY PROHIBITED. | | | |
| SIZE | DWG. | NO. | |
| B | Stair Assemblies - CAN | | |
| SCALE: 1:24 | SHT REV | 2017-05-16 | |
| | | Sheet 7 of 15 | |



2022-09-23
Permit to Practice: 1000301



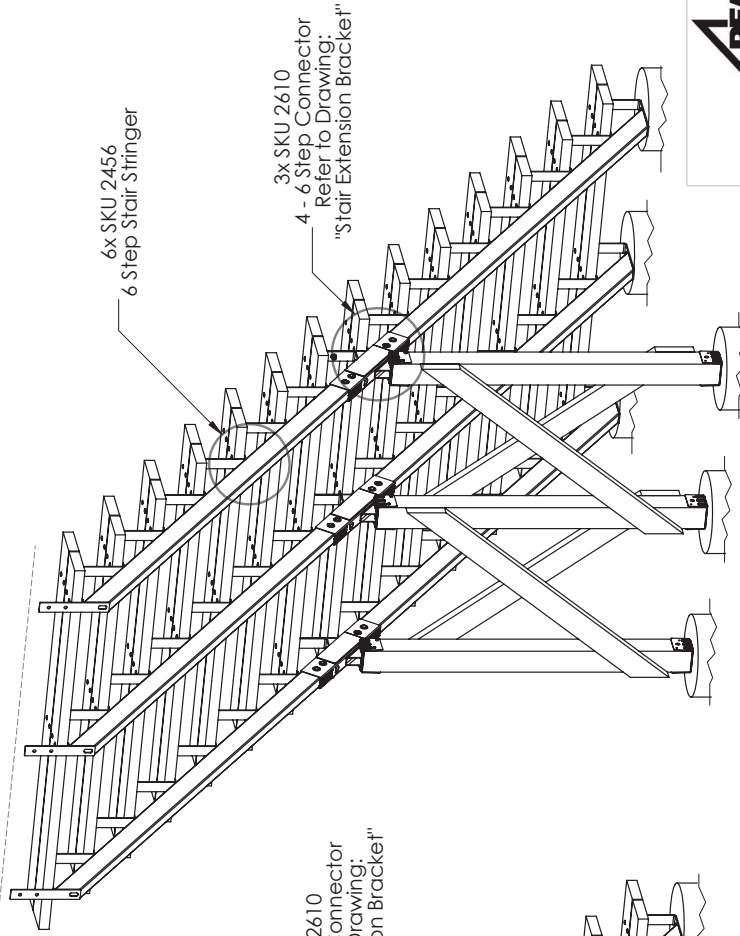
2022-09-23
APEGA Permit No.: 14784



2022-09-23

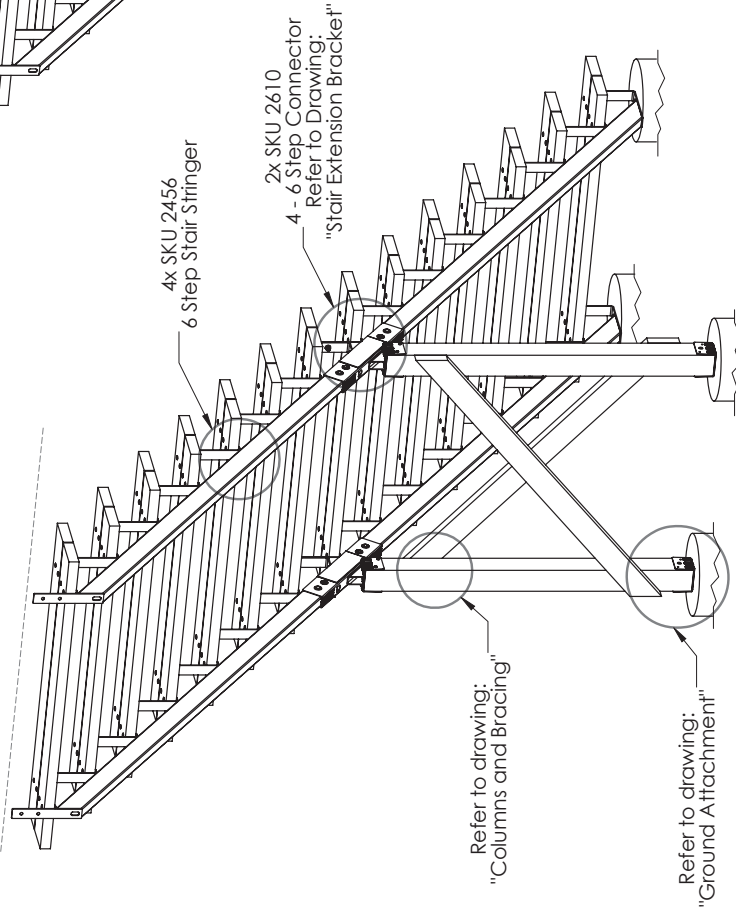
Multi Stringer Assembly

DECK HEIGHT :
98.3 in. [250 cm]



Two Stringer Assembly

DECK HEIGHT :
98.3 in. [250 cm]



TITLE

12-Step Stair Assembly

PART FILE

Stair Assembly 8 Step (4+4)

DWG REV

B

DIMENSIONS ARE IN MM UNLESS NOTED
DO NOT SCALE DRAWING

PROPRIETARY AND CONFIDENTIAL
THIS DRAWING AND ITS CONTENTS ARE PROPERTY
OF THE ISSUING PEAK COMPANY (INCLUDING PEAK
INNOVATIONS INC. AND PEAK PRODUCTS
CORPORATION). ANY DISSEMINATION OR
REPRODUCTION OR UNLICENSED USE IN WHOLE OR
IN PART IS STRICTLY PROHIBITED.

SIZE

DWG. NO.

B Stair Assemblies - CAN

SHT REV

SCALE: 1:24 2017-05-16

Sheet 8 of 15



2022-09-23
Permit to Practice: 1000301



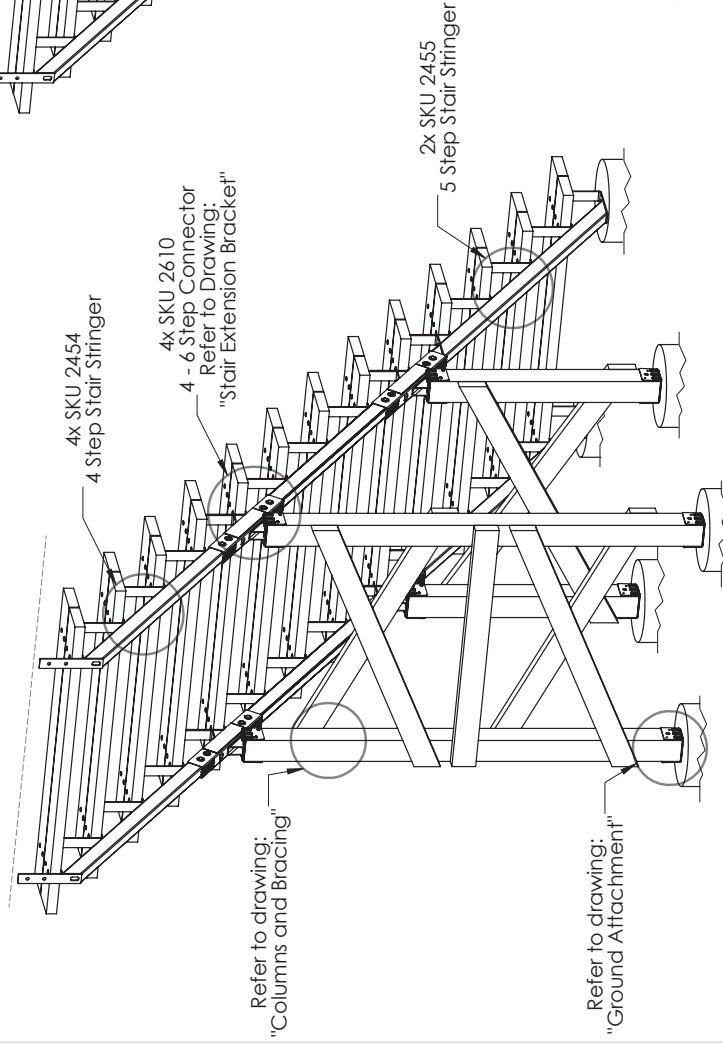
2022-09-23
APEGA Permit No.: 14784



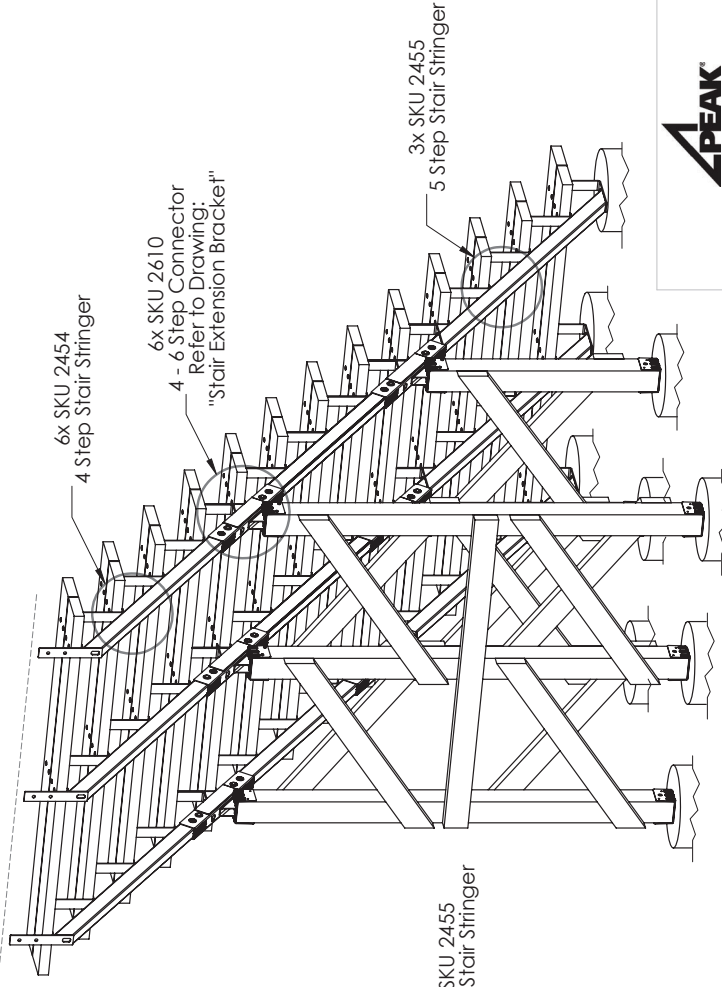
2022-09-23

Two Stringer Assembly

DECK HEIGHT :
105.8 in. [269 cm]



Multi Stringer Assembly




| | |
|---|-----------------------------|
| TITLE | 13-Step Stair Assembly |
| PART FILE | Stair Assembly 8 Step (4+4) |
| DWG REV | B |
| DIMENSIONS ARE IN MM UNLESS NOTED DO NOT SCALE DRAWING | |
| PROPRIETARY AND CONFIDENTIAL THIS DRAWING AND ITS CONTENTS ARE PROPERTY OF THE ISSUING PEAK COMPANY (INCLUDING PEAK INNOVATIONS INC. AND PEAK PRODUCTS CORPORATION). ANY DISSEMINATION OR REPRODUCTION OR UNLICENSED USE IN WHOLE OR IN PART IS STRICTLY PROHIBITED. | |
| SIZE | DWG. NO. |
| B | Stair Assemblies - CAN |
| SCALE: 1:24 | SHT REV. 2017-05-16 |
| Sheet 9 of 15 | |



2022-09-23
Permit to Practice: 1000301



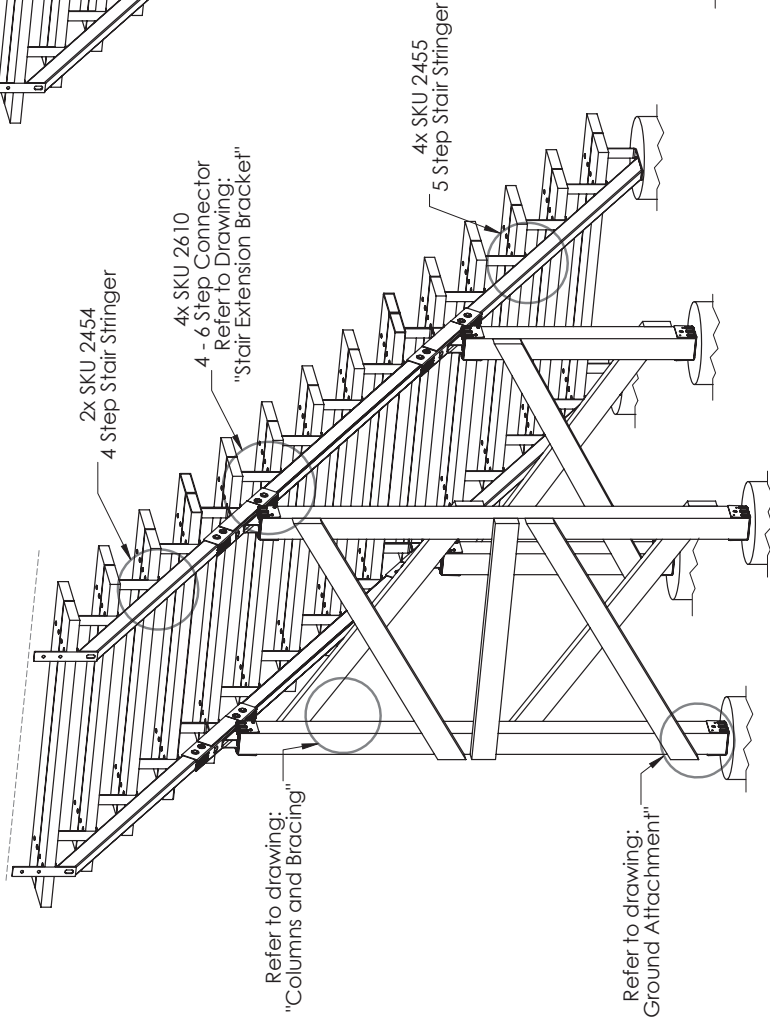
2022-09-23
APEGA Permit No. 14784



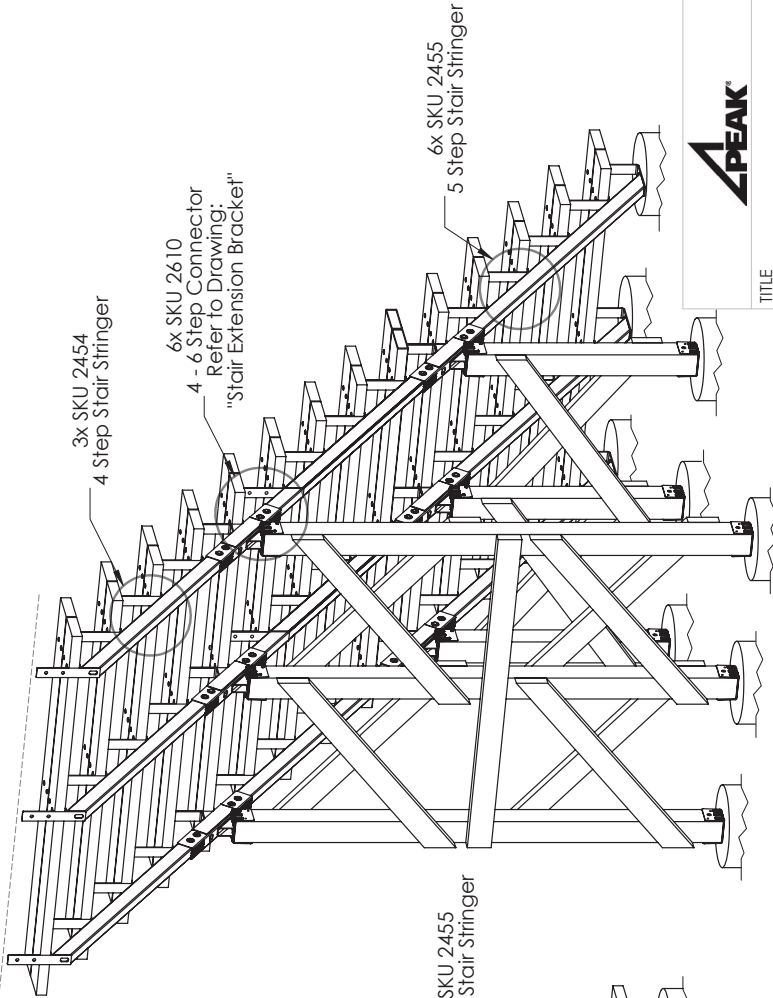
2022-09-23

Two Stringer Assembly

DECK HEIGHT :
113.4 in. [288 cm]



Multi Stringer Assembly




| | |
|---|--|
| TITLE | 14-Step Stair Assembly Using 4-6 Step Extension Bracket |
| PART FILE | Stair Assembly 8 Step (4+4) |
| DWG REV | B |
| DIMENSIONS ARE IN MM UNLESS NOTED DO NOT SCALE DRAWING | |
| PROPRIETARY AND CONFIDENTIAL THIS DRAWING AND ITS CONTENTS ARE PROPERTY OF THE ISSUING PEAK COMPANY (INCLUDING PEAK INNOVATIONS INC. AND PEAK PRODUCTS CORPORATION). ANY DISSEMINATION OR REPRODUCTION OR UNLICENSED USE IN WHOLE OR IN PART IS STRICTLY PROHIBITED. | |
| SIZE | DWG. NO. |
| B | Stair Assemblies - CAN |
| SCALE: 1:24 | SHT REV 2017-05-16 |
| Sheet 10 of 15 | |



2022-09-23
Permit to Practice: 1000301



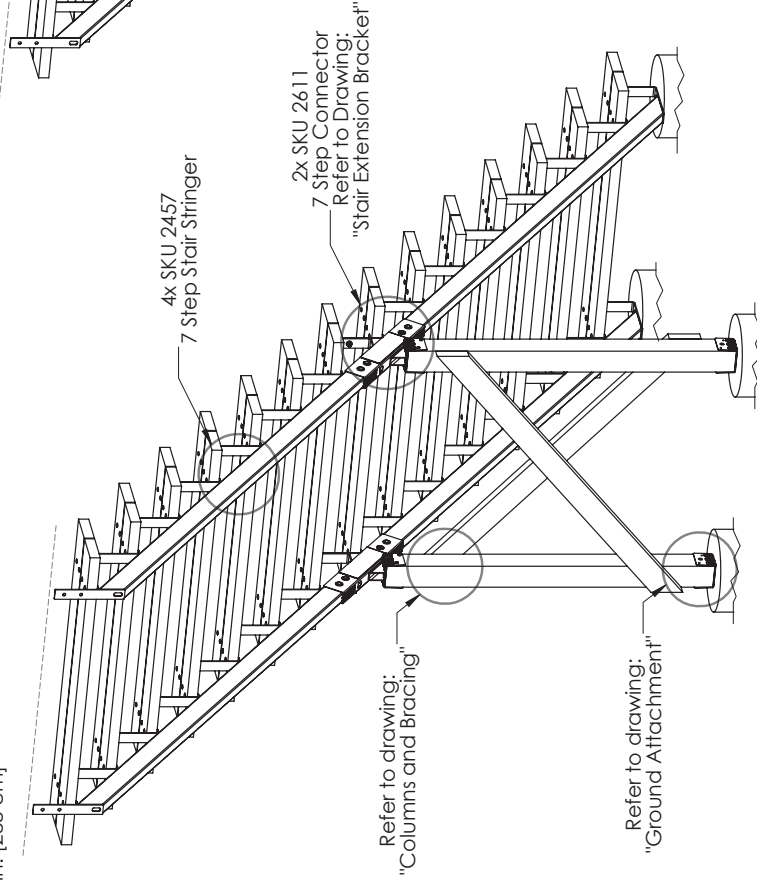
2022-09-23
APEGA Permit No.: 14784



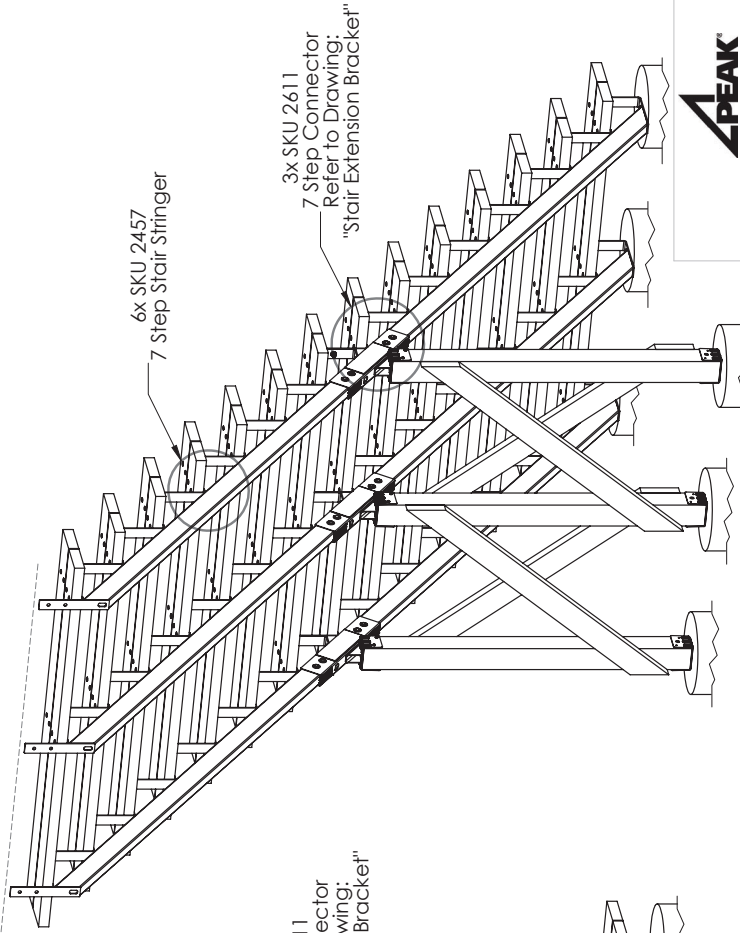
2022-09-23

Two Stringer Assembly

DECK HEIGHT :
113.4 in. [288 cm]



Multi Stringer Assembly



TITLE

14-Step Stair Assembly
Using 7 Step Extension Bracket

PART FILE

Stair Assembly 8 Step (4+4)

DWG REV

B

DIMENSIONS ARE IN MM UNLESS NOTED
DO NOT SCALE DRAWING

PROPRIETARY AND CONFIDENTIAL
THIS DRAWING AND ITS CONTENTS ARE PROPERTY
OF THE ISSUING PEAK COMPANY (INCLUDING PEAK
INNOVATIONS INC. AND PEAK PRODUCTS
CORPORATION). ANY DISSEMINATION OR
REPRODUCTION OR UNLICENSED USE IN WHOLE OR
IN PART IS STRICTLY PROHIBITED.

SIZE DWG. NO.

B Stair Assemblies - CAN

SCALE: 1:24

SHT REV

2017-05-16

Sheet 11 of 15



2022-09-23
Permit to Practice: 1000301



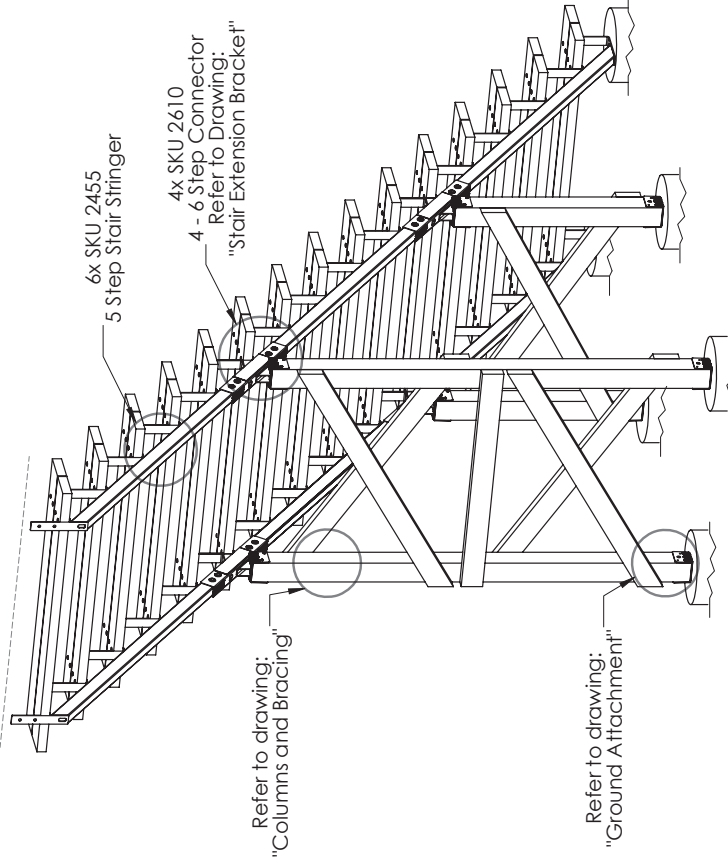
2022-09-23
APEGA Permit No.: 14784



2022-09-23

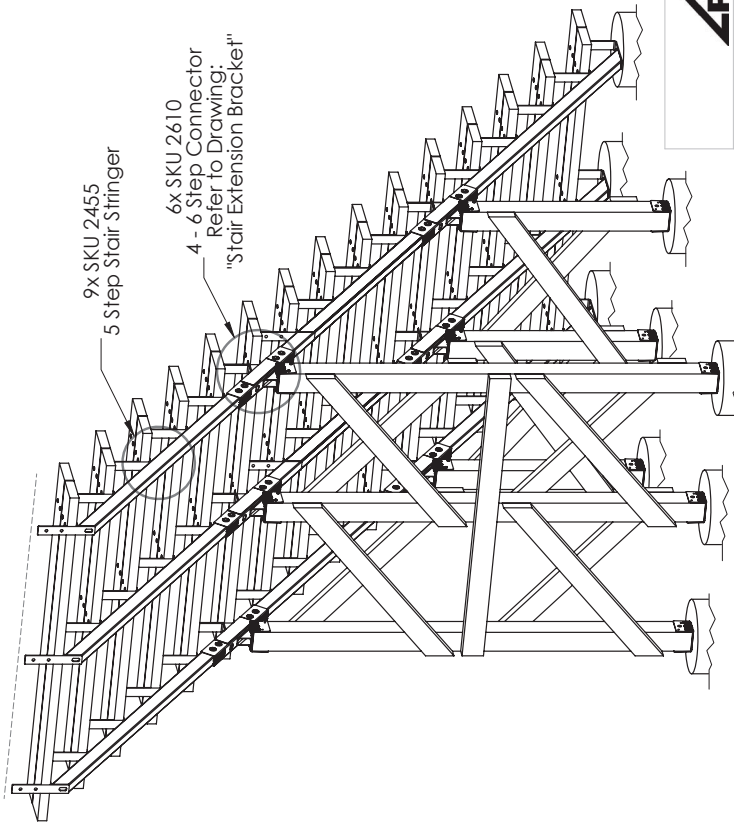
Two Stringer Assembly

DECK HEIGHT:
121 in. [307 cm]



Multi Stringer Assembly

DECK HEIGHT:
121 in. [307 cm]



TITLE

15-Step Stair Assembly

PART FILE

Stair Assembly 8 Step (4+4)

DWG REV

B

DIMENSIONS ARE IN MM UNLESS NOTED
DO NOT SCALE DRAWING

PROPRIETARY AND CONFIDENTIAL
THIS DRAWING AND ITS CONTENTS ARE PROPERTY
OF THE ISSUING PEAK COMPANY (INCLUDING PEAK
INNOVATIONS INC. AND PEAK PRODUCTS
CORPORATION). ANY DISSEMINATION OR
REPRODUCTION OR UNLICENSED USE IN WHOLE OR
IN PART IS STRICTLY PROHIBITED.

SIZE DWG. NO.

B Stair Assemblies - CAN

SHT REV

SCALE: 1:24 2017-05-16

Sheet 12 of 15



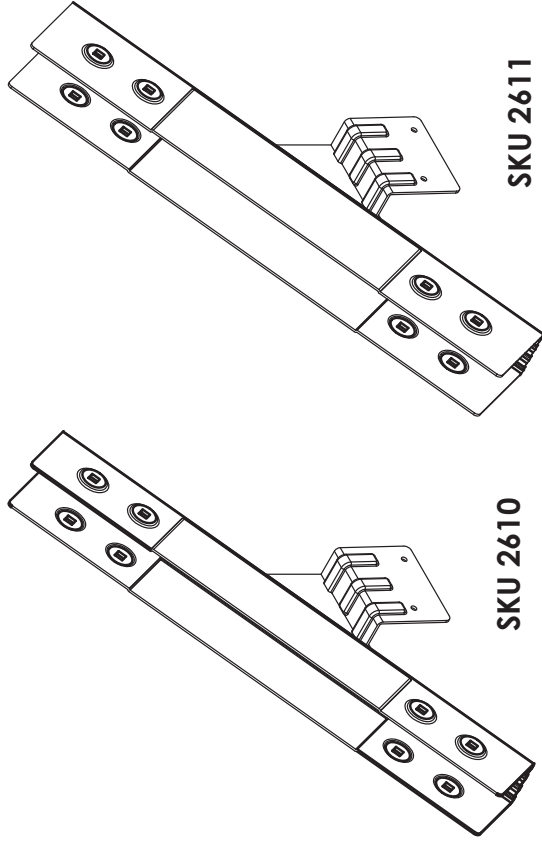
2022-09-23
Permit to Practice: 1000301



2022-09-23
APEGA Permit No.: 14784

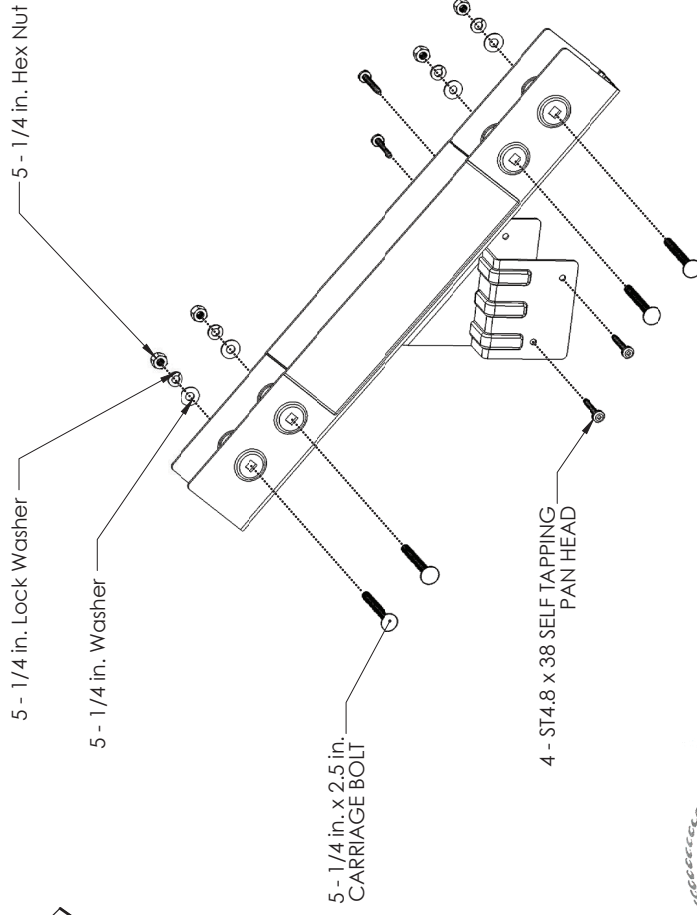


2022-09-23



SKU 2610

SKU 2611




1/4 in. x 2.5 in.
CARRIAGE BOLT



2022-09-23
Permit to Practice: 1000301



2022-09-23
APEGA Permit No.: 14784



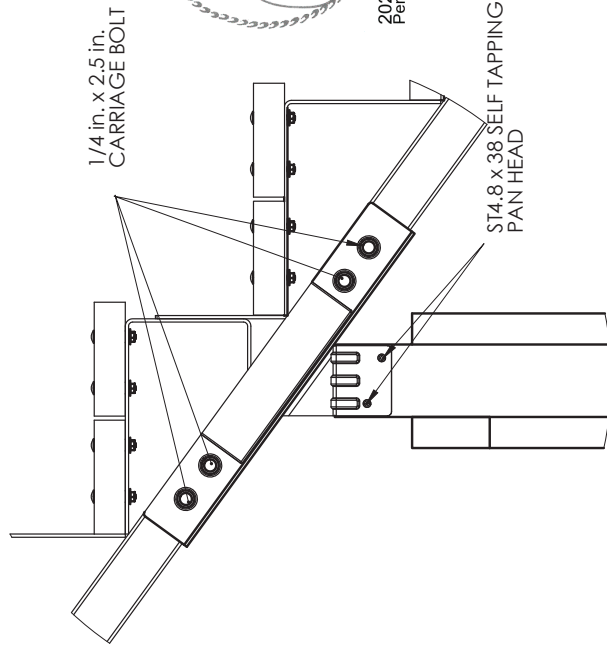
2022-09-23

Stair Extension Bracket Fasteners



| | |
|---|-------------------------|
| TITLE | Stair Extension Bracket |
| PART FILE | 8 Step |
| DWG REV | A |
| DIMENSIONS ARE IN INCH UNLESS NOTED DO NOT SCALE DRAWING | |
| PROPRIETARY AND CONFIDENTIAL THIS DRAWING AND ITS CONTENTS ARE PROPERTY OF THE ISSUING PEAK COMPANY (INCLUDING PEAK INNOVATIONS INC. AND PEAK PRODUCTS CORPORATION). ANY DISSEMINATION OR REPRODUCTION OR UNLICENSED USE IN WHOLE OR IN PART IS STRICTLY PROHIBITED. | |
| SIZE | DWG. NO. |
| B | CA Compliance |
| SCALE: 1:24 | SHT REV: 2017-05-16 |
| Sheet 13 of 15 | |

Stair Extension Bracket Installed

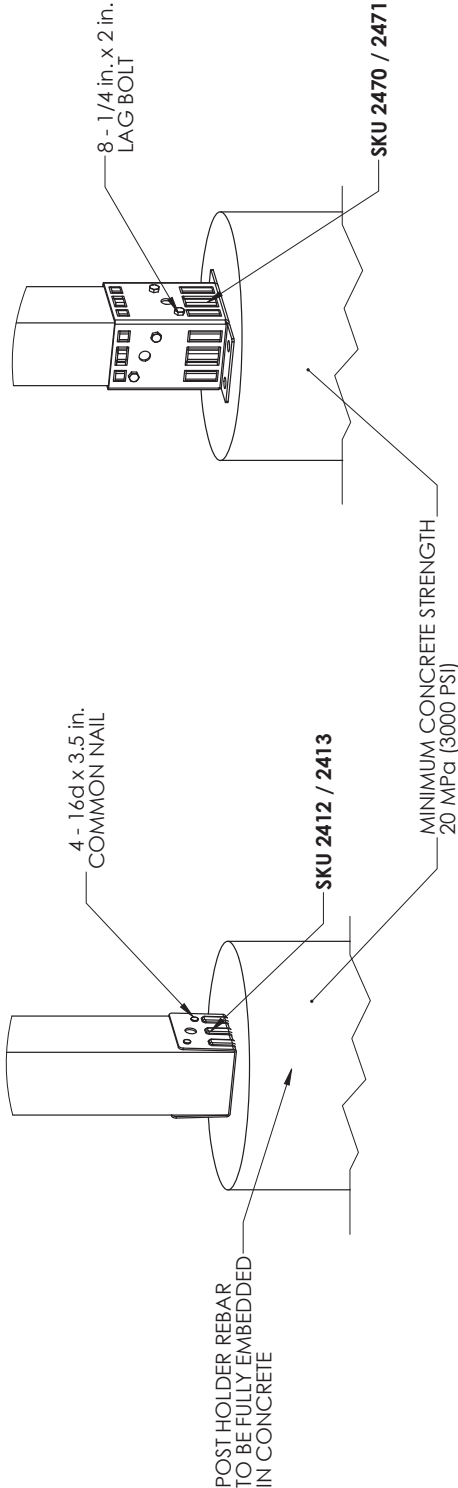


POST ANCHORS

4X4 Post Holder

OR

4X4 Bolt Down



Concrete footings per
9.15-Footings and Foundations of the
Building Code

| | |
|---|---------------------|
| | |
| TITLE | Ground Attachment |
| PART FILE | 8 Step |
| DWG REV | A |
| DIMENSIONS ARE IN MM UNLESS NOTED DO NOT SCALE DRAWING | |
| PROPRIETARY AND CONFIDENTIAL THIS DRAWING AND ITS CONTENTS ARE PROPERTY OF THE ISSUING PEAK COMPANY (INCLUDING PEAK INNOVATIONS INC. AND PEAK PRODUCTS CORPORATION). ANY DISSEMINATION OR REPRODUCTION OR UNLICENSED USE IN WHOLE OR IN PART IS STRICTLY PROHIBITED. | |
| SIZE | DWG. NO. |
| B | CA Compliance |
| SCALE: 1:24 | SHT REV: 2017-05-16 |
| Sheet 14 of 15 | |



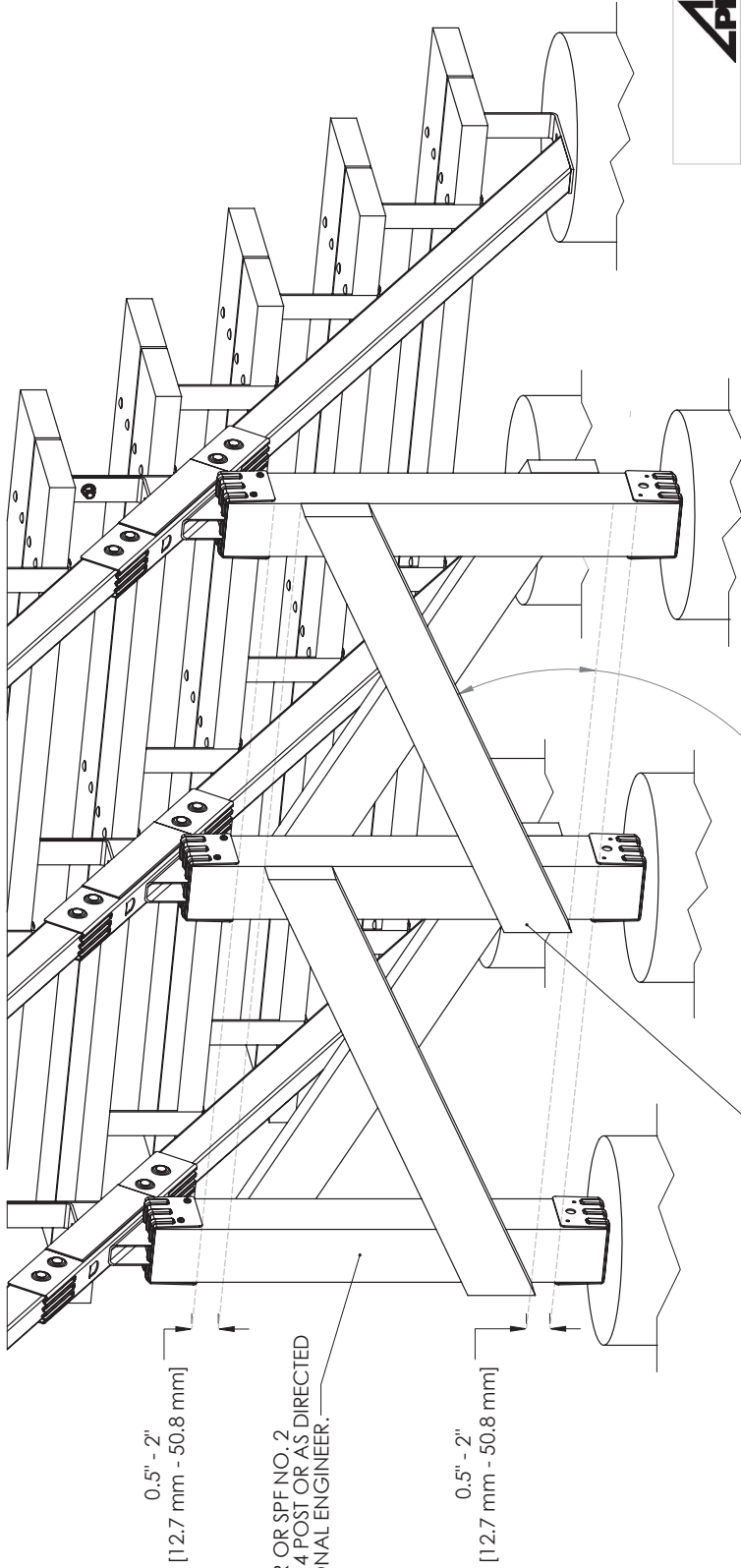
2022-09-23
Permit to Practice: 1000301



2022-09-23
APEGA Permit No.: 14784



2022-09-23



| | |
|--|---|
| TITLE | Columns and Bracing |
| PART FILE | 8 Step |
| DWG REV | A |
| DIMENSIONS ARE IN MM UNLESS NOTED DO NOT SCALE DRAWING | |
| PROPRIETARY AND CONFIDENTIAL THIS DRAWING AND ITS CONTENTS ARE PROPERTY OF THE ISSUING PEAK COMPANY (INCLUDING PEAK INNOVATIONS INC. AND PEAK PRODUCTS CORPORATION). ANY DISSEMINATION OR REPRODUCTION OR UNLICENSED USE IN WHOLE OR IN PART IS STRICTLY PROHIBITED. | |
| SIZE | DWG. NO. |
| B | Stair Extension Bracket - NA Compliance |
| SCALE: 1:24 | SHT REV: 2017-05-16 |
| | Sheet 15 of 15 |



2022-09-23
Permit to Practice: 1000301

2022-09-23
APEGA Permit No.: 14784

2022-09-23